

# rousseau

Think Innovation, Durability, Quality

- Thousands of Options
- Same Quality
- Same Lead Time

## Toolbox System



Versatility

Other Rousseau product lines



1.866.463.4270  
info@rousseau-metal.com  
rousseau-metal.com



# Toolbox System

“Toolbox accessories are easily adapted to your many requirements.”

For all of your different needs, the wide range of our stationary and mobile toolboxes is the ideal solution! Made in North America, these premium quality toolboxes can be adjusted according to your specific requirements thanks to a variety of housing and drawer accessories.

The Rousseau drawer rolling mechanisms have a Lifetime Warranty and drawers provide 100% extension. Whether you need drawers with a 100 lb. or 400 lb. capacity, there are many different options and models available!



## Smart Compact Mobile “L” Cabinet



100 lb. drawer capacity, drawers on slide system.

Non-marking polyurethane casters for easy cabinet movement.

Numerous dimensions available: 7 drawer heights, 2 cabinet housing depths and 4 cabinet housing heights.

Offered with central locking mechanism or drawer Lock-In system.

Many toolbox combinations possible to create single, double or even triple applications!

Available in both stationary and mobile versions.



## Heavy-Duty “R” Cabinet



Capacity of up to 400 lb. per drawer.

Drawer fronts available in both painted or stainless steel.

Durable and distinctive appearance that fits in to any working environment.

Pure North American dimensions for perfect modularity.

Many dimensions available: 10 drawer heights, 14 housing sizes (width x depth) and 4 housing heights.

Available in both stationary and mobile versions.



## “L” and “R” Stationary Applications



Stationary toolboxes are available; several different bases, recessed for example, leveling glides and anchoring hardware allow you to create the stationary cabinet that perfectly meets your needs. Plus, it's possible for you to go easily from a mobile toolbox to a stationary toolbox, or vice versa, to change according to your evolving needs!





Rousseau toolboxes are modular to adapt to your reality!

## Cabinet Accessories

Choice of Top



Central Locking System



Side Cabinet



Foldaway Shelf



MAG Casters – 1000 lb. capacity



Polyurethane Casters



## Drawer Accessories


Partitions and Dividers



Plastic Bins




PVC Drawer Liner



Foam for Tools



Foam for Protection



Label Holders



## Some Proposals...

### “L” Compact Cabinets

For further information regarding our models and accessories, visit our web site at [www.rousseaumetal.com](http://www.rousseaumetal.com).



18"W x 21"D x 33¼"H  
L3BBD-2804L3



18"W x 21"D x 39¼"H  
L3BBD-3402L3



36"W x 21"D x 39¼"H  
L3BED-3404L3



36"W x 21"D x 39¼"H  
L3BED-3402L3



54"W x 21"D x 39¼"H  
L3BJD-3402L3



54"W x 21"D x 45¼"H  
L3BJD-4002L3

### “R” Heavy-Duty Cabinets



24"W x 21"D x 33¼"H  
R5BCD-2801



36"W x 24"D x 45¼"H  
R5BEE-3803



48"W x 24"D x 37½"H  
R5BHE-3003



48"W x 24"D x 37½"H  
R5BHE-3001



60"W x 27"D x 37½"H  
R5DKG-3007

### “R” Multi-Drawer Cabinets



48"W x 27"D x 41¼"H  
R5GHG-3410



48"W x 27"D x 37½"H  
R5GHG-3009



60"W x 27"D x 37½"H  
R5GKG-3009



48"W x 27"D x 45¼"H  
R5GHG-3817



**rousseau**

[rousseaumetal.com](http://rousseaumetal.com)

# rousseau

Since 1950 Rousseau has been designing, engineering and manufacturing modular storage systems for a variety of markets. Our 173 000 square foot facility, a sign of our growth and vitality, is equipped with cutting edge technology.

We offer a complete and integrated solution for all of your storage needs: drawers for shelving and cabinets, industrial shelving, Mini-racking, workstations, toolboxes and more.

Visit us at [www.rousseau-metal.com](http://www.rousseau-metal.com) for all the details.



R5GHG-3014



R5BEE-3010



L3BBD-2408L3

## Rousseau product line



Modular Drawer System




Spider® Shelving System



Workstation System



Toolbox System



®

### Rousseau Métal inc.

105, avenue de Gaspé Ouest  
Saint-Jean-Port-Joli (Québec)  
G0R 3G0 CANADA

Telephone : 418.598.3381

Fax : 418.598.6776

E-mail : [info@rousseau-metal.com](mailto:info@rousseau-metal.com)

rousseau



[www.rousseau-metal.com](http://www.rousseau-metal.com)



7PT00A00  
T00-DE12A

Rousseau is continuously improving its products and reserves the right to make any modifications judged necessary.

## COLORS

### Standard Colors

The colors may differ slightly from those illustrated.



Avalanche Blue  
055



Everest Blue  
051



Classic Blue  
052



Midnight Blue  
057



Boreal Green  
102



Black  
091



Beige  
041



Frost White  
061



Light Gray  
071



Charcoal Gray  
072



Sienna Orange  
085



Flame Red  
081



White  
616



Glossy Yellow  
208



Glossy EverGreen  
1025

Note: For custom colors, contact our customer service representatives.

### Handle End Caps and Door Handle



Ocean Blue  
011

Black  
031

Orange  
021

Toll free (End user) :

**1.866.463.4270**

Toll free (Distributor) :

**1.800.463.4271**

Proposal product numbers shown on the cover:

R5EKE-5801, R5GHG-3826, L3BJD-2810B

For more information, please contact your local distributor :